








## IMPORTANT – IMPORTANT – WARNING – WARNING

	<p>ALL Crew Members NEED an OK to Board. Even if your nationality allows you to enter URUGUAY without a Visa, <b>a Crew Member still needs an OK to Board.</b></p>
	<p>If, for any reason, you arrive on another flight to Montevideo that is not the one originally informed to us, we must receive a WhatsApp phone call or regular telephone call informing of this change BEFORE YOUR ARRIVAL to Montevideo. If this is not informed, <b>Immigration PENALTIES WILL APPLY.</b></p> <p><b>CONTACT: +59896413234 or +59896446688</b></p>
	<p><b>Crew Members SHOULD NOT USE the Automatic Self Immigration Booths</b> (even if told to do so by airport employees). Crew Members should use the normal FACE to FACE Booths (<b>you must talk to an Immigration Official</b>). Inform the airport employees that you are a crewmember ("<i>tripulante</i>" in Spanish). If Crew Members use the Automatic Self Immigration Booths, <b>Immigration PENALTIES WILL APPLY.</b></p>
	<p>Any changes to an itinerary should be informed by WhatsApp Phone Call or Regular Telephone call to: +59896413234 or +59896446688.</p> <p>An additional email is also useful: ops@jrwilliams.com.uy</p>
	<p>When you are interviewed by the Immigration Official your passport will be retained. <b>Do not be concerned, it is the normal procedure.</b> Once cleared by Immigration, proceed and retrieve your luggage and then go through customs. Once outside in the arrivals area, please make your way to the Information Desk. Look for a sign with your name on it or the name of the ship you are joining. You will be met there by a member of our staff who will then retrieve your passport and return it to you.</p>