



Getting ready to join your training course

Information on your course providers, course requirements and frequently asked questions

June 2023 Vo.1



Contents

General Information

Fleet Training Support Team Contacts	4
Training Feedback Form	4
Claiming Your Training Expenses	4
Frequently Asked Questions	5

Course Provider Information – Safety Courses

Frequently Asked Questions – Safety Courses	6-7
Fire Aid Academy, Southampton	8
Fleetwood Offshore Survival Centre, Blackpool	9-12
Humberside Offshore Training Association (HOTA), Hull	13-15
IDESS Maritime Centre (Subic) Inc, Philippines	15
Maritime Skills Academy, Dover	16
Maritime College of Ireland, Cork	17-19
RelyOn Nutec, Amsterdam	20
Stream Marine Training, Glasgow	21-22
South West Maritime Academy, Bristol	23
South Tyneside College, Newcastle	24-25
Warsash Maritime School, Southampton	26
LOBO Systems	27

Course Provider Information – XL Class Ships (Iona & Arvia)

Humberside Offshore Training Association (HOTA), Hull	28-29
CompEX 01-04 – 5 Day Electrical Equipment in Hazardous Areas	29
CompEX Foundation	30
CompEX 11 – 3 Day Electrical Equipment in Hazardous Areas Mechanical Course	31
Southampton Engineering Training Association Ltd (SETA)	32
CompEX Foundations Plus	32
CompEX 01-04 – 5 Day Electrical Equipment in Hazardous Areas	33
Stream Marine Training, Glasgow	34
LNG Basic and Tanker Fire Fighting Training (TFF)	35
Caterpillar Motoren GmbH	36
MAK Diesel and Engine	36
Technique Learning Solutions Ltd	37-38
Programme Logic Controllers	37-38

Course Provider Information – Technical Courses

<u>Wärtsilä Italia S.p.A. – Trieste, Italy</u>	39
<u>W46</u>	39-40
<u>ZA40</u>	39-40
<u>UNIC C2/2nd gen, WECS 2000/7000/7500, Woodward 723</u>	39-40
<u>Wärtsilä Sustainable Technology Hub (STH) - Vaasa, Finland</u>	41
<u>UNIC C2 2nd Gen WECS 2000 7500</u>	41-42
<u>W46 CR Fuel</u>	41-42
<u>W46CR Std</u>	41-42
<u>W46F</u>	41-42
<u>Wärtsilä Automation - Valmarine Platinum – Drammen, Norway</u>	43
<u>Technique Learning Solutions Ltd</u>	44-45
<u>F-GAS Training</u>	46

Course Provider Information – Guest Experience

<u>Hampshire Academy – Carnival House</u>	47
<u>Pediatric First Aid</u>	47-50



General Information

Fleet Training Support Team Contacts

E-mail: FleetTraining@carnivalssi.com

Tel : +44 (0)2380 655050 (*Monday to Friday between the hours of 08:00 and 17:00 UK GMT*)

Emergency out of hours: +44-800-0488-717

Training Feedback Form

Your feedback is very important to us as it allows the quality and effectiveness of courses to be monitored.

Therefore, would you please complete this evaluation form via the below link:

[Training Feedback Form](#)

Claiming Your Training Expenses

Please use the [Fleet Training Expense Form](#) to submit any expense claims incurred during your training course:

- Please provide clear documentation to support each expense claim.
- Where pre-approval from your Global Talent Partner or UK Training Compliance Team is required, please ensure to attach the approval e-mail to your receipt.
- Please submit expense claims before the 10th of each month. Expense claims received after the 10th, will be reimbursed in the following month.
- For those seafarers whose payroll is administered in Mumbai - please submit your expense claims to be paid via Crew Payroll on joining ship for your next assignment.
- Please ensure you have submitted your correct bank details via the appropriate channels prior to submitting your claim.
- Training expense claims must be submitted within 6 months of the date on the receipt. Expense claims received after this date will be rejected.

Details of training payment entitlement and amount to be paid / reimbursed can be found in Appendices 2,3 & 4 of the Seafarers Training Travel Policy.

[Return to Contents Page](#)



General Information

Frequently Asked Questions

Will I get paid for the training?

Yes you will be paid for all training courses you undertake, as detailed in the Seafarers Training Travel Policy. This will be inclusive of the necessary travel days in addition to the duration of the course(s).

When will I get paid?

If your training takes place prior to 10th of the month, it will be received in the end of month payroll. Any dates after this will be included in the following months' payroll. If you have not been paid, please contact fleettraining@carnivalssi.com who can assist in resolving this.

What should I do after my course(s)?

Please send a scanned copy of your certificates obtained to fleettraining@carnivalssi.com to update your record. If you have any expenses, please use the above link to submit these. Please submit any relevant feedback via the [Training Feedback Form](#).

What should I do with my certificates?

After scanning copies to the Fleet Training Team, please ensure you take the originals onboard with you on your contracts and ensure they are in-date for your whole contract. If your certification is going to prior to the end of your rotation, please contact fleettraining@carnivalssi.com

What do I do if my training days are not shown in my monthly statement?

If you are an annualised officer and your monthly statement does not include the training and travel days, or is incorrect in relation to training, please contact fleettraining@carnivalssi.com to get these dates added to the system for you.

[Return to Contents Page](#)



Course Provider Information – Safety Courses

Frequently Asked Questions – Safety Courses

What Self Declaration Forms will be needed if I'm attending an MCA Updated STCW course in the UK to renew my certificates 5 yearly?

Yes you will be paid for all training courses you undertake. This will be inclusive of the necessary travel days in addition to the duration of the course(s), as detailed in the Seafarers Training Travel Policy.

STCW Proficiency Programme	Self-declaration Form	Completed All Permitted onboard training	MCA Approved Shore based training course
Personal Survival Techniques 2	Annex B (Page 6)	Yes	4 hours
		No	Full PST Course
Proficiency in Survival Craft and Rescue Boats 3	Annex C (Page 9)	Yes	3 hours
		No	7 hours
Fast Rescue Boats	Annex D (Page 10)	Yes	4 hours
		No	7 hours
Fire Prevention and Fire Fighting 2	Not Applicable	Not Applicable	Not Applicable
Advanced Fire Fighting	Annex E (Page 11)	Yes	4 hours
		No	7 hours

Please refer to Annexes for more details. This is guidance from the MCA Merchant Shipping Notice MSN 1865 (M)

[Return to Contents Page](#)

What Prerequisite certificates am I required to take with me to the training course?

Yes you will be paid for all training courses you undertake. This will be inclusive of the necessary travel days in addition to the duration of the course(s), as detailed in the Seafarers Training Travel Policy.

Length	Course	Prerequisite Certificate required
2.5 Days	STCW Fire Prevention & Fire Fighting (A-VI/1-2)	Not Required
1 Day	STCW Personal Survival Techniques (A-VI/1-1)	Not Required
0.5 Day	STCW Personal Safety & Social Responsibilities (A-VI/1-4)	Not Required
1 Day	STCW Elementary First Aid (A-VI/1-3)	Not Required
4 Days	STCW Advanced Fire Fighting (A-VI/1-3)	STCW Fire Prevention & Fire Fighting (A-VI/1-2)
5 Days	STCW Proficiency in Survival Craft & Rescue Boats (A-VI/2-1)	STCW Personal Survival Techniques (A-VI/1-1)
3 Days	STCW Fast Rescue Boats	STCW Proficiency in Survival Craft & Rescue Boats (A-VI/2-1)
4 days	STCW Medical First Aid (A-VI/4-1)	Not Required
5 Days	STCW Medical Care (A-VI/4-2)	STCW Medical First Aid (A-VI/4-1)
1 Day	STCW Updated AFF	STCW Advanced Fire Fighting (A-VI/1-3)
1 Day	STCW Updated FPFF	STCW Fire Prevention & Fire Fighting (A-VI/1-2)
1 or 0.5 Days*	STCW Updated PSCRB	STCW Proficiency in Survival Craft & Rescue Boats (A-VI/2-1)
1 or 0.5 Days*	STCW Updated PST	STCW Personal Survival Techniques (A-VI/1-1)
3 Days	STCW Updated Medical Care	STCW Medical Care (A-VI/4-2)
2 Days	STCW LNG Basic	STCW Tanker FF & STCW Fire Prevention & Fire Fighting (A-VI/1-2)
1 or 0.5 Days*	STCW Updated FRB	STCW Fast Rescue Boats

*0.5 days will require MCS Self-Declaration to be signed

[Return to Contents Page](#)

FireAid Academy, Southampton



Address: Unit 8 Hythe Marine Park, Shore Road, Hythe, Southampton, SO45 6HE

Tel: +44 (0)1425 674390

E-mail: Info@fireaid.com

Website: <https://booking.fireaid.com>

Course Registration:

You will be sent a course confirmation direct from FireAid, please ensure you register online.

Full details specific to your course will be included, such as registration time, course specific details and other items you may need to bring. If attending a revalidation course please note the start time may vary either 08:30, 11:30 or 13:00 if this is a half day course.

If attending STCW Personal Survival Techniques this could be either at FireAid Hythe or The Quays 27 Harbour Parade, Southampton SO15 1BA

Please ensure you are clear which location & time you are required to attend.

What to bring:

You must ensure that you also bring with you the following original documents. This is a pre-requisite for the course, and you will be unable to participate if these are not provided.

- Original National Photo Identification, this can be Passport / Driving License or Seaman's Discharge Book.
- A valid ENG1 or equivalent medical fitness certificate recognised by the MCA.
- If attending a revalidating course - original STCW certification and Self Declarations required for PST/AFF/PSCRB. Please refer to the table on the FAQs.
- With a mixture of lectures, discussions and practical exercises appropriate clothing/PPE for wet weather will be required. FireAid will provide suitable PPE, students are encouraged to bring their own clothing suitable for the prevailing weather.
- For PST and Fast Rescue Boat courses please bring towel, swimwear & clothing suitable to be worn under a survival suit.

Travel Advice and Instructions:

Please check your route prior to travel to ensure you arrive at the Academy in sufficient time.

[Return to Contents Page](#)

Fleetwood Offshore Survival Centre, Blackpool



Address: Blackpool and The Fylde College, Broadwater, Fleetwood, FY7 8JZ

Tel: +44 (0)1253 504800

E-mail: offshore@blackpool.ac.uk

Website: <https://fleetwoodnautical.blackpool.ac.uk/offshore>

Course Registration:

Course registration at the Campus will begin promptly at 08:30am for a 09:00am start unless otherwise stated. If attending a revalidation course, please note the start time may vary either 08:30 or 13:00 if this is a half day course. Directions to the college detailed below.

What to bring:

You must ensure that you also bring with you the following original documents. This is a pre-requisite for the course, and you will be unable to participate if these are not provided.

- Original National Photo Identification, this can be Passport / Driving License or Seaman's Discharge Book
- A valid ENG1 or equivalent medical fitness certificate recognised by the MCA.
- If attending a revalidating course - original STCW certification and Self Declarations required for PST/AFF/PSCRB. Please refer to the table in the FAQs.
- With a mixture of lectures, discussions and practical exercises appropriate clothing/PPE for wet weather will be required. Fleetwood will provide suitable PPE; students are encouraged to bring their own clothing suitable for the prevailing weather.
- For PST and Fast Rescue Boat courses please bring towel, swimwear & clothing suitable to be worn under a survival suit.

Travel Advice and Instructions:

The Offshore Survival Centre is part of the Fleetwood Nautical Campus. All Offshore and Maritime courses are run from the Fleetwood Nautical Campus. You can reach the Campus by road, rail or bus.

By Road: If using a SatNav device, please use FY7 8JZ as the postcode.

Please be aware there are extensive roadworks being carried out between the M55 and the Nautical Campus, please allow additional time for your travel.

[Return to Contents Page](#)

By Air: Manchester and Liverpool airports are each approximately 60 miles away by road. There is a rail link direct from Manchester Airport to Blackpool North Station or Poulton-le-Flyde.

By Rail: There are two local stations at Blackpool North or Poulton-le-Flyde (this is two stops before Blackpool). If you are coming from further afield you may need to change at Preston depending on the route. There are frequent services between Blackpool and Preston. Fleetwood is approximately 6 min North of Blackpool, and the last few miles journey must be completed by taxi, bus or tram. There are taxi ranks outside/near both stations (at Poulton bear right as you exit the station, then turn left onto Lockwood Avenue to find the taxi rank)

By Bus: take the Number 14 bus. The bus stop is only 100 yards from Blackpool North station on A586. Leave the station through the underpass, turn left and right onto the main road to find the bus stop. Alternatively turn left onto the main road and walk down to the next stop. It is approximately 40 min by bus to the College with the bus stop immediately outside the College gates. Busses run up to every 10 minutes at peak times.

By Tram: There is a tram stop at North pier which lies at the seafront end of Talbot Road, about quarter of a mile from the railway station. You should disembark at the “Broadwater” stop and the College is on your right.

[Return to Contents Page](#)

FAST RESCUE BOATS UPDATING TRAINING SELF DECLARATION FORM

I declare that in the last 5 years I have completed onboard training and gained experience for maintaining the required standard of competence in the following:

	Tick if completed
1. Take charge of a fast rescue boat during launch	
* Control safe launching and recovery of a fast rescue boat	
2. Take charge of a fast rescue boat after launch	
* Handle a fast rescue boat in prevailing weather and sea conditions	
* Use communications and signalling equipment between the fast rescue boat and a helicopter and a ship	
* Use the emergency equipment carried	
* Carry out search patterns, taking account of environmental factors	

Note: Candidates are only required to demonstrate the ability to perform the tasks listed above during the drill or simulated exercise situations.

I have completed the above onboard the following vessels:

Vessel	IMO Number	Dates on Board

Signed.....

Print Name.....

Date.....

[Return to Contents Page](#)

Note: You cannot attend route 1 revalidation courses without a signed, fully completed declaration form. You will be required to hand this to the tutor at registration

PERSONAL SURVIVAL TECHNIQUES UPDATING TRAINING SELF DECLARATION FORM

I declare that in the last 5 years I have completed onboard training and gained experience for maintaining the required standard of competence in the following:

	Tick if completed
1. Don a life jacket	
2. Board a survival craft from the ship, while wearing a life jacket	
3. Take initial actions on boarding a lifeboat to enhance chance of survival	
4. Stream a lifeboat drogue or sea-anchor	
5. Operate survival craft equipment	
6. Operate location devices, including radio equipment	

Note: Candidates are only required to demonstrate the ability to perform the tasks listed above during the drill or simulated exercise situations.

I have completed the above onboard the following vessels:

Vessel	IMO Number	Dates on Board

Signed.....
.....

Print
Name.....
.....

[Return to Contents Page](#)

Date.....
.....

Note: You cannot attend route 1 revalidation courses without a signed, fully completed declaration form. You will be required to hand this to the tutor at registration

Humberside Offshore Training Association (HOTA)



Address: Malmo Road, Sutton Fields Industrial Estate, Hull, HU7 0YF

Malmo Road Site Tel: +44 (0) 1482 820567

Albert Dock Site Tel: +44 (0) 1482 217464

E-mail: bookings@hota.org

Website: <https://www.hota.org/training-courses/maritime-training-courses.aspx>

Course Registration:

The venue for the registration of each course is confirmed in the joining instructions which are sent to each delegate prior to the course. Delegates attending multiple courses will receive joining instructions for each course they are booked to attend and should consider each course registration venue. Failure to report promptly each day may result in delegates missing vital elements of the course and a certificate being issued.

Course registration will begin promptly at 08:00am, the venue for the registration of each course is confirmed in the joining instructions.

Malmo Road, please report to the Ellis building Main Reception (second entrance).

HOTAs dock site is located at Albert Dock, (follow Manor House Street keeping Ice Arena on the right, turn right at the mini roundabout at the end of the road to find the entrance gates to HOTA).

Please ensure you are clear which location and at which time you are required to attend.

What to bring:

For revalidations prior to course commencement please ensure a copy of your previous certificate is emailed to Karen.Histon@hota.org, prior to the course start date.

You must ensure that you also bring with you the following original documents. They are pre-requisites for the course, and you will be unable to participate if these are not provided.

- Original National Photo Identification, this can be Passport / Driving License or Seamans Discharge Book
- A valid ENG1 or equivalent medical fitness certificate recognised by the MCA

[Return to Contents Page](#)

- If attending a revalidating course Original STCW certification and Self Declarations required for PST/AFF/PSCRB. Please refer to the table on the FAQs.
- With a mixture of lectures, discussions and practical exercises appropriate clothing/PPE for wet weather will be required. HOTA will provide suitable PPE, students are encouraged to bring their own clothing suitable for the prevailing weather.
- For PST and Fast Rescue Boat courses please bring towel, swimwear & clothing suitable to be worn under a survival suit.

Travel Advice and Instructions:

Please see map of HOTA's sites included in your joining instructions sent by the training provider. For further information please contact HOTA's bookings department



[Return to Contents Page](#)

IDESS Maritime Centre (Subic) Inc, Philippines



assuring competence

Address: Building 2079 Nabasan Pier Naval Magazine Area
Subic Bay Freeport Zone 2222 Philippines

Tel: + 63 47 252 3043

Mob: +63 917 720 8781

E-mail: ivy.bulua@idess.com.ph; idess.tad@idess.com.ph

Website: www.idess.com.ph

Course Registration:

You will be sent a course confirmation direct from IDESS.

Full details specific to your course will be included, such as registration time, course specific details and other items you may need to bring. If attending a revalidation course please note the start time may vary either 08:30, 11:30 (or 13:00 if this is a half day course).

Participants who wish to bring their vehicles may do so and should inform the Training Admin or Security Guard upon arrival at the training centre.

What to bring:

You must ensure that you bring with you the following original documents. This is a pre-requisite for the course, and you will be unable to participate if these are not provided.

- Original National Photo Identification, this can be Passport / Driving License or Seaman's Discharge Book
- A valid ENG1 or equivalent medical fitness certificate recognised by the MCA
- If attending a revalidating course Original STCW certification and Self Declarations required for PST/AFF/PSCRB. Please refer to the table on the FAQs.
- With a mixture of lectures, discussions and practical exercises appropriate clothing/PPE for wet weather will be required. IDESS will provide suitable PPE, students are encouraged to bring their own clothing suitable for the prevailing weather.
- For PST and Fast Rescue Boat courses please bring towel, swimwear & clothing suitable to be worn under a survival suit.

[Return to Contents Page](#)

Maritime Skills Academy, Dover



Address: Menzies Road, Whitfield, Dover CT16 2FG

Tel: + 44 (0) 300 303 8393

Mob: +63 917 720 8781

E-mail: Tracy Lyng - tracyl@vikingmsa.com ; Elacey Jones - ElaceyJ@vikingmsa.com

Website: www.maritimeskillsacademy.com

Course Registration:

You will be sent a course confirmation direct from Maritime Skills

Full details specific to your course will be included, such as registration time, course specific details and other items you may need to bring. If attending a revalidation course please note the start time may vary either 08:30, 11:30 or 13:00 if this is a half day course.

What to bring:

You must ensure that you bring with you the following original documents. This is a pre-requisite for the course, and you will be unable to participate if these are not provided.

- Original National Photo Identification, this can be Passport / Driving License or Seaman's Discharge Book
- A valid ENG1 or equivalent medical fitness certificate recognised by the MCA
- If attending a revalidating course Original STCW certification and Self Declarations required for PST/AFF/PSCRB. Please refer to the table on the FAQs.
- With a mixture of lectures, discussions and practical exercises appropriate clothing/PPE for wet weather will be required. MSA will provide suitable PPE, students are encouraged to bring their own clothing suitable for the prevailing weather.
- For PST and Fast Rescue Boat courses please bring towel, swimwear & clothing suitable to be worn under a survival suit.
- If attending IMO Train the Trainer, separate joining instructions will be issued. There will be some pre-course work to complete.

[Return to Contents Page](#)

Maritime College of Ireland, Cork



Address: Ringaskiddy, Co. Cork, P43 XV65, Ireland

Tel: + 353(0) 21 4335609

E-mail: services@nmci.ie

Website: <https://www.nmci.ie/>

Course Registration:

Please be in reception/canteen area of the NMCI by 08:30am. If attending a revalidation course, please note the start time may vary either 08:30 or 13:00 if this is a half day course. Directions to the college are detailed below.

What to bring:

You must ensure that you also bring with you the following original documents. This is a pre-requisite for the course, and you will be unable to participate if these are not provided.

- Original National Photo Identification, this can be Passport / Driving License or Seamans Discharge Book
- A valid ENG1 or equivalent medical fitness certificate recognised by the MCA
- If attending a revalidating course you will need your original previous valid/ in-date STCW certificates (certificates must be valid/in-date on the day of training) and Self Declarations required for PST/AFF/PSCRB. Please refer to the table on the FAQs.
- If attending a revalidating course Original STCW certification and Self Declarations required for PST/AFF/PSCRB. Please refer to the table on the FAQs.
- With a mixture of lectures, discussions and practical exercises appropriate clothing/PPE for wet weather will be required. NMCI will provide suitable PPE; students are encouraged to bring their own clothing suitable for the prevailing weather.
- For PST and Fast Rescue Boat courses please bring towel, swimwear & clothing suitable to be worn under a survival suit.

Travel Advice and Instructions:

As Ringaskiddy is a ferry port, a useful tip for directions is to follow the car ferry symbol on all road signs around Cork. Detailed directions are given below.

[Return to Contents Page](#)

Directions from Cork city centre (City Hall) to NMCI

- From the front of the City Hall in Cork city centre, go to the left hand lane and turn left directly after the City Hall.
- Pass the Fire Station and Garda Station on your left and take the next left.
- Move to the right hand lane and take a right at the next set of traffic lights onto the N27 South City Link Road. This is a dual carriageway and will take you out of the city.
- Follow this carriageway and pass through 2 sets of traffic lights.
- After the second set of traffic lights move into the left hand lane which branches off to the left for the N25 South Ring (East) before the Kinsale Road Roundabout and flyover.
- Go past both exits for Douglas and forward to the next exit for N28 which is signposted for Rochestown, Ringaskiddy, ferry port, Carrigaline.
- Follow the slip road and continue forward in centre or right hand lane to join the N28.
- Continue forward until you meet a roundabout which has a large stone monument at its centre, Shannon park Roundabout.
- Move to the left hand lane and take the first exit which is signposted for N28 Ringaskiddy.
- Continue forward and take the first exit at the small roundabout in the village of Shanbally.
- Take the second exit at the next roundabout which is at the entrance to 'Pfizer' and continue to Ringaskiddy village.
- Go through the village and pass the entrance to the ferry port on your left hand side. You will pass the entrances to the 'National Vehicle Distribution Centre' and some warehouses.
- The National Maritime College of Ireland is the next entrance on the left and is signposted at the entrance.
- Directions from Dublin Road N8 and Waterford Road N25 to NMCI
- Approaching Cork from the Dublin Road N8 or from Waterford N25 take the N25 South Ring (West) exit off the Dunkettle Roundabout for the Jack Lynch Tunnel.
- Continue on this road N25 and take the second exit after the tunnel for the N28. This is signposted for Carrigaline, Rochestown and Ringaskiddy.
- Follow the slip road and continue forward in the right hand lane to join the N28.
- Continue forward until you meet a roundabout which has a large stone monument at its centre, Shannon park Roundabout.
- Move to the left hand lane and take the first exit which is signposted for N28 Ringaskiddy.
- Continue forward and take the first exit at the small roundabout in the village of Shanbally.

[Return to Contents Page](#)

- Take the second exit at the next roundabout which is at the entrance to 'Pfizer' and continue to Ringaskiddy village.
- Go through the village and pass the entrance to the ferry port on your left hand side. You will pass the entrances to the 'National Vehicle Distribution Centre' and some warehouses.
- The National Maritime College of Ireland is the next entrance on the left and is signposted at the entrance.

Directions from Cork Airport to NMCI

- Take the first exit on the roundabout exiting the Airport for the N27
- Continue down this hill towards Cork City
- Go straight through two sets of traffic lights which will bring you onto the Kinsale Road Roundabout. Take the fourth exit for the N25 from this roundabout which is signposted for South Ring (East) Douglas and Ringaskiddy
- Go past both exits for Douglas and forward to the next exit for N28 which is signposted for Rochestown, Ringaskiddy, ferry port, Carrigaline.
- Follow the slip road and continue forward in the right hand lane to join the N28.
- Continue forward until you meet a roundabout which has a large stone monument at its centre, Shannon park Roundabout.
- Move to the left hand lane and take the first exit which is signposted for N28 Ringaskiddy.
- Continue forward and take the first exit at the small roundabout in the village of Shanbally.
- Take the second exit at the next roundabout which is at the entrance to 'Pfizer' and continue to Ringaskiddy village.
- Go through the village and pass the entrance to the ferry port on your left hand side. You will pass the entrances to the 'National Vehicle Distribution Centre' and some warehouses.
- The National Maritime College of Ireland is the next entrance on the left and is signposted at the entrance.

[Return to Contents Page](#)

RelyOn Nutec, Amsterdam



Address: Relyon TT Melaniaweg 12 1033 ST Amsterdam

Tel: +31 181 376 600

E-mail: booking@nl.relyonnutec.com

Website: <https://www.relyonnutec.nl/en/>

Course Registration:

You will be sent a course confirmation email direct from Relyon Nutec.

Full details specific to your course will be included, such as registration time, course specific details and other items you may need to bring. If attending a revalidation course please note the start time may vary either 08:30, 11:30 or 13:00 if this is a half day course.

What to bring:

You must ensure that you bring with you the following original documents. This is a pre-requisite for the course, and you will be unable to participate if these are not provided.

- Original National Photo Identification, this can be Passport / Driving License or Seamans Discharge Book
- A valid ENG1 or equivalent medical fitness certificate recognised by the MCA
- If attending a revalidating course Original STCW certification and Self Declarations required for PST/AFF/PSCRB. Please refer to the table on the FAQs.
- With a mixture of lectures, discussions and practical exercises appropriate clothing/PPE for wet weather will be required. Relyon will provide suitable PPE, students are encouraged to bring their own clothing suitable for the prevailing weather.
- For PST and Fast Rescue Boat courses please bring towel, swimwear & clothing suitable to be worn under a survival suit.

Travel Advice and Instructions:

Please refer to your joining instructions e-mail for your travel arrangements.

If making your own way, please check your route prior to travel to ensure you arrive in sufficient time.

[Return to Contents Page](#)

Stream Marine Training, Glasgow

Address: Stream House Building, 29 Campsie Drive,
Glasgow Airport, PA3 2SG

Survival Craft Facility: 2nd Floor, Victory Court, Arthur
Street, Greenock, Scotland, PA15 4RT

Tel: +44 (0)141 212 8777

Emergency Out of Hours: +44 (0) 7729904100

E-mail: bookings@streammarinetraining.com

Website: <https://streammarinetraining.com/>



Course Registration:

You will be sent a course confirmation direct from Stream Marine.

Full details specific to your course will be included, such as registration time, course specific details and other items you may need to bring. If attending a revalidation course please note the start time may vary either 08:30, 11:30 or 13:00 if this is a half day course.

What to bring:

You must ensure that you bring with you the following original documents. This is a pre-requisite for the course, and you will be unable to participate if these are not provided.

- Original National Photo Identification, this can be Passport / Driving License or Seamans Discharge Book.
- A valid ENG1 or equivalent medical fitness certificate recognised by the MCA.
- If attending a revalidating course Original STCW certification and Self Declarations required for PST/AFF/PSCRB. Please refer to the table on the FAQs.
- With a mixture of lectures, discussions and practical exercises appropriate clothing/PPE for wet weather will be required. SMT will provide suitable PPE, students are encouraged to bring their own clothing suitable for the prevailing weather.
- For PST and Fast Rescue Boat courses please bring towel, swimwear & clothing suitable to be worn under a survival suit.

[Return to Contents Page](#)

Travel Advice and Instructions:

Below is a summary of Stream Marine training locations for each course course(s):

Venue 1: Stream House Building, 29 Campsie Drive, Glasgow Airport PA3 2SG			
Venue 2: Survival Craft Facility 2nd Floor, Victory Court, Arthur St Greenock Scotland PA15 4RT			
Course	Location	Course.	Location.
Advanced Fire Fighting	Stream House	Updated AFF	Stream House
Elementary First Aid	Stream House		
Fast Rescue Boat	Day 1 & 2 Stream House, Day 3 Greenock	Updated FRB	Stream House
Fire Prevention & Fire Fighting	Stream House	Updated FPFF	Stream House
Medical Care	Stream House	Updated Medical Care	Stream House
Personal Safety Social Responsibilities	Stream House		
Personal Survival Techniques	Stream House	Updated PST	Stream House
Proficiency in Survival Craft & Rescue Boat	Greenock	Updated PSCRB	Greenock

[Return to Contents Page](#)

South West Maritime Academy, Bristol



Address: South West Maritime Academy, Cromhall Quarry, Cromhall, South Gloucestershire, GL12 8AA, United Kingdom

Tel: +44 (0)1454260130

E-mail: info@southwestmaritimeacademy.com

Website: <https://www.southwestmaritimeacademy.com/>

Course Registration:

You will be sent a course confirmation direct from South West Maritime.

Full details specific to your course will be included, such as registration time, course specific details and other items you may need to bring. If attending a revalidation course please note the start time may vary either 08:30, 11:30 (or 13:00 if this is a half day course).

What to bring:

You must ensure that you bring with you the following original documents. This is a pre-requisite for the course, and you will be unable to participate if these are not provided.

- Original National Photo Identification, this can be Passport / Driving License or Seamans Discharge Book
- A valid ENG1 or equivalent medical fitness certificate recognised by the MCA
- If attending a revalidating course Original STCW certification and Self Declarations required for PST/AFF/PSCRB. Please refer to the table on the FAQs.
- With a mixture of lectures, discussions and practical exercises appropriate clothing/PPE for wet weather will be required. SWM will provide suitable PPE, students are encouraged to bring their own clothing suitable for the prevailing weather.
- For PST and Fast Rescue Boat courses please bring towel, swimwear & clothing suitable to be worn under a survival suit.

[Return to Contents Page](#)

South Tyneside College, Newcastle



Address: Marine and Offshore Safety Facility (MOST) Wapping Street, South Shields, NE33 1LQ

Tel: +44 (0)191 427 3642

E-mail: marinebooking@tynecoast.ac.uk

Website: <https://www.stc.ac.uk/marine>

Course Registration:

You will be sent a course confirmation direct from South Tyneside College.

Full details specific to your course will be included, such as registration time, course specific details and other items you may need to bring. If attending a revalidation course please note the start time may vary either 08:30, 11:30 or 13:00 if this is a half day course.

What to bring:

You must ensure that you bring with you the following original documents. This is a pre-requisite for the course, and you will be unable to participate if these are not provided.

- Original National Photo Identification, this can be Passport / Driving License or Seamans Discharge Book
- A valid ENG1 or equivalent medical fitness certificate recognised by the MCA
- If attending a revalidating course Original STCW certification and Self Declarations required for PST/AFF/PSCRB. Please refer to the table on the FAQs.
- With a mixture of lectures, discussions and practical exercises appropriate clothing/PPE for wet weather will be required. STC will provide suitable PPE, students are encouraged to bring their own clothing suitable for the prevailing weather.
- For PST and Fast Rescue Boat courses please bring towel, swimwear & clothing suitable to be worn under a survival suit.

[Return to Contents Page](#)

Travel Advice and Instructions:

All sites are served by excellent trunk roads and motorways and within easy reach of the domestic and international airports of Newcastle and Durham Tees Valley. Rail services operate to Newcastle from London and other parts of the UK.



[Return to Contents Page](#)

Warsash Maritime School, Southampton



Address: Safety Training Campus, Newtown Rd, Warsash, Southampton SO31 9ZL

Tel: +44 (0) 2380 13000 / +44 (0) 23 8201 3074

E-mail: wms.shortcoursesales@solent.ac.uk

Website: <https://maritime.solent.ac.uk/>

Course Registration:

You will be sent a course confirmation direct from Warsash Maritime School.

Full details specific to your course will be included, such as registration time, course specific details and other items you may need to bring. If attending a revalidation course please note the start time may vary either 08:30, 11:30 (or 13:00 if this is a half day course).

What to bring:

You must ensure that you bring with you the following original documents. This is a pre-requisite for the course, and you will be unable to participate if these are not provided.

- Original National Photo Identification, this can be Passport / Driving License or Seamans Discharge Book.
- A valid ENG1 or equivalent medical fitness certificate recognised by the MCA.
- If attending a revalidating course Original STCW certification and Self Declarations required for PST/AFF/PSCRB. Please refer to the table on the FAQs.
- With a mixture of lectures, discussions and practical exercises appropriate clothing/PPE for wet weather will be required. WMA will provide suitable PPE, students are encouraged to bring their own clothing suitable for the prevailing weather.
- For PST and Fast Rescue Boat courses please bring towel, swimwear & clothing suitable to be worn under a survival suit.

[Return to Contents Page](#)

LOBO Systems



Address: LOBO Systems, 3 Centurion Way Business Park,
Alfreton Road, Derby, DE21 4AY

Tel: + 44 (0) 1332 365666

E-mail: enquiries@lobosystems.com

Website: <https://lobosystems.com>

Course Registration:

You will be sent course confirmation from Fleet Training via email about LOBO Systems.

This is training for work platforms and scaffolding.

Lunch and refreshments will be provided.

What to bring:

Please bring full PPE, including a hard hat, Hi-Viz jacket, safety boots and gloves.

The format of the day will be:

- General introduction and safety briefing
- Four hour standard training course
- Standard training competency test
- Practice build of LOBO configurations
- Lunch
- Build and dismantle larger more complicated systems
- Recap
- Instruction on how to train others
- Training each other under supervision of your trainer.
- LOBO trainer assesses each trainee
- Feedback & discussion

[Return to Contents Page](#)



Course Provider Information – XL Class Ships (Iona & Arvia)

Humberside Offshore Training Association, Hull



Address: Malmo Road, Sutton Fields Industrial Estate,
Hull, HU7 0YF

Malmo Road Site Tel: +44 (0) 1482 820567

Albert Dock Site Tel: +44 (0) 1482 217464

E-mail: bookings@hota.org

Website: <https://www.hota.org/training-courses/maritime-training-courses.aspx>

Course Registration:

The venue for the registration of each course is confirmed in the joining instructions issued prior to the start date of training. Delegates attending multiple courses will receive joining instructions for each course they are booked to attend and should note each course registration venue. Failure to report promptly each day may result in delegates missing vital elements of the course and a course certificate being issued.

As part of the training involves communication in hazardous situations, it is essential that all participants speak and understand English fluently.

Please ensure you make HOTA aware prior to your course announcement date of any additional needs, these may include any of the following:

- English not being your first language
- Literacy
- Religious considerations
- Disability

This will enable HOTA to identify in advance any additional resource requirements that may be required to help you undertake your training assessment.

[Return to Contents Page](#)

Travel Advice and Instructions:

Food and drinks are provided for you throughout the course.

If you are making your own way to the course, there is free parking at the centre.

Please see map of HOTA's sites included in your joining instructions sent by the training provider. For further information please contact HOTA's bookings department.

Useful Links:

HSE Website: <http://www.hse.gov.uk/comah/sragtech/techmeasareacclas.htm>

HTL Website: <http://www.compex.org.uk>

Dual Certified gland assembly: <http://ehawke.com/media/453uni.mp4>

Barrier Gland assembly: <http://www.whawke.com/media653.mp4>

CompEX 01-04 – 5 Day Electrical Equipment in Hazardous Areas

Course Registration:

Please report to the Ellis Building Main Reception for course registration which opens at 08:00. Course starts at 08:30 hrs, apart from assessment days (Thurs and Fri) which start at 08:00. Late arrivals may be turned away subject to management discretion with the full fee charged. Failure to report promptly each day may also result in you missing vital elements of the course and a certificate not being issued.

Course Content:

The course is JTL Approved and is conducted in accordance with their training standards. The training and practical assessment programme is provided for electrical personnel who undertake the physical installation and assembly of new "Ex" equipment. The course theory will only update delegates with current best practice and is not a training course for standard glanding expectations and hazardous area requirements.

This is a competence assessment course and as such delegates are reminded they should be fully conversant with the practical makeup of "Ex" certified glands; using steel wired armoured, braid cable and multi core screened cables. The continuity and insulation resistance testing of such cables is also required.

Please note that this course requires you to undertake an examination to pass and gain the final certification. At any point during the course where you do not understand a section, please ask the course tutors for support. The final exams are sent to an external agent for marking so you will not be given a result on the day of the exam.

[Return to Contents Page](#)

Course Pre-requisites:

Please familiarize yourself with the attachments sent in the email, specifically referring to the pre-requisites and what is expected of you prior to the course.

To receive a JTL approved certificate delegates must provide one of the following qualifications prior to attendance:

- NVQ Level 3 (Electrical or Instrumental), or
- Have served a recognised electrical apprenticeship, or
- A JIB/ECS card

Delegates not holding one of the above qualifications may attend the Compex Course and will be issued a certificate stating “This person’s electrotechnical craftsperson status or certification has not been verified”.

What to Bring:

- A government issued form of photographic identification on the first day of training (passport, driving license, Permanent Resident Card, U.S Military ID etc).
- Tools and equipment are provided, however please bring with you your own appropriate PPE (overalls and safety boots) and slash proof gloves.

Certificates will be issued approximately 4 weeks after the course, and this will be sent onboard for you.

CompEX Foundation

Course Content:

CompEx Foundation is a 2 Day Training Course, which gives a full understanding of the requirements of working safely in a potentially explosive atmosphere. It has been designed specifically for Electrical Supervisors, Contract Manager and Senior Management to enable a greater appreciation of CompEx core competency and the promotion of safe working. The assessment for this certificate is a theory only examination.

This course provides an overview of hazardous area classification, safe working and basic protection using Ex equipment.

What to Bring:

There are no learner pre-requisites for this course.

[Return to Contents Page](#)

CompEX 11 – 3 Day Electrical Equipment in Hazardous Areas Mechanical Course

Course Registration:

Please report to the Ellis Building Main Reception for course registration which opens at 08:00. Course starts at 08:45 hrs. Late arrivals may be turned away subject to management discretion with the full fee charged. Failure to report promptly each day may also result in you missing vital elements of the course and a certificate not being issued. Depending on the size of the group, the assessor will advise delegates start time on day 3 for the assessment.

Course Content:

This course is JTL Ltd. Approved and is conducted in accordance with their training standards. This course determines the core competency of mechanical practitioners. Course delivery is conducted over three days consisting of established CompEx Foundation module (Ex F) to understand Electrical Hazards, a Mechanical Hazardous Awareness Course with a written examination and overall core competency is validated with a practical assessment on Ex Equipment.

Ex11 meets the competency requirements for EN 13465 Parts 1, 5, & 6 for operatives working with mechanical equipment.

This course determines the core competency of mechanical practitioners.

What to Bring:

- you will need to provide evidence of your mechanical qualifications
- please complete the competency letter which will be provided with your course joining instructions (this needs to be printed onto your company letterhead and signed by an appropriate company representative). **Please send the above either prior to the course or bring it with you on the first day of training.**
- You must bring your own overalls, safety boots and slash proof gloves for day 2 & 3.

[Return to Contents Page](#)

Southampton Engineering Training Association Ltd (SETA)



Address: First Avenue, Millbrook, Southampton, SO15 0LJ

Tel: +44 (0) 02380 771908

E-mail: info@seta-training.co.uk

Website: <https://www.setatraining.co.uk/>

Travel advice and instructions:

Useful Information:

Please use the below link to find all the essential forms, documentation and downloads that you may need for CompEx training and registration.

<https://compexcertification.com/centres/resource-centre/>

For more information please contact the training provider on info@compex-cert.com



CompEX Foundations Plus

Course Content:

CompEx Foundation Plus covers theory-based learning and includes practical training that allows candidates to learn the correct techniques and safe working practices.

There are no learner pre-requisites for this course.

What to Bring:

- Online exam – multiple choice exam consisting of 30 questions to be answered with 45 minutes
- Practical assessment – an installation where you are required to gland and terminate one SWA/SWB cable and one non-armoured cable into an enclosure. This element will last 1.5 hours

All candidates must be registered by the training centre before undertaking the CompEx qualification. Please complete the [Candidate Registration Form](#) prior to the start course and return it to fleettraining@carnivalssi.com.

[Return to Contents Page](#)

CompEX 01-04 – 5 Day Electrical Equipment in Hazardous Areas

Course Content:

CompEx is a national training and assessment scheme for Electrotechnical personnel who work in potentially explosive environments. This course is the competency certification for working with gas and vapours. It is a national training initiative between the Engineering Equipment and Material users Association and JTL, which is supported by the Health and Safety Executive. Successful candidates will receive a CompEx Certificate in Core Competence, and this should be revalidated every 5 years by completing the CompEx Electrical Refresher.

1. EX01 Preparation and installation of Ex'd, Ex'e, Ex'n and Ex'p systems.
2. EX02 Inspection and maintenance of Ex'd, Ex'e, Ex'n, Ex'p systems.
3. EX03 Preparation and installation of Ex'1 systems.
4. EX04 Inspection and maintenance of Ex'1 systems.

Assessment:

The assessment has a practical element and an online element that covers the four separate CompEx units.

- Online exam – this is a multiple-choice examination that consists of 60 questions answered over 1.5 hours.
- Practical assessment – four assessments, one per unit:
 - EX01 – 3 hours 45 minutes
 - EX02 – 1 hour 30 minutes
 - EX03 – 3 hours
 - EX04 1 hour and 15 minutes

Useful Information:

All candidates must be registered by the training centre before undertaking the CompEx qualification. Please complete the [Candidate Registration Form](#) prior to the start course and return it to fleettraining@carnivalssi.com.

Please familiarize yourself with the pre-requisites and what is expected of you prior to the course. You can find more information via the link <https://compexcertification.com/centres/resource-centre/>

Alternatively please contact the Fleet Training Support Team on fleettraining@carnivalssi.com.

[Return to Contents Page](#)

Stream Marine Training, Glasgow

Address: Stream House Building, 29 Campsie Drive, Glasgow Airport, PA3 2SG

Survival Craft Facility: 2nd Floor, Victory Court, Arthur Street, Greenock, Scotland, PA15 4RT

Tel: +44 (0)141 212 8777

Emergency Out of Hours: +44 (0) 7729904100

E-mail: bookings@streammarinetraining.com

Website: <https://streammarinetraining.com/>



Course Registration:

Located at our Fire Ground: The course commences at 08.30 hours. Delegates should report directly to Fire Ground at St Andrews Crescent, West Campus, Glasgow International Airport, Paisley PA3 2TQ.

Course Information

100% attendance is a mandatory requirement.

Tea/coffee will be available on arrival and throughout the day.

A light lunch is provided each day during the course, please advise of any special dietary requirements.

SMT operate a zero-tolerance policy with regards to drugs & alcohol. Any delegate thought to be under the influence risks being removed from the course.

Travel Advice and Instructions:

Follow directions for St Andrews Crescent, when you approach St Andrews Crescent, you should see a sign for Pacific Building in front of you. When you see this sign please turn right toward our fire ground, you will see blue containers on your left-hand side.



[Return to Contents Page](#)

LNG Basic and Tanker Fire Fighting Training (TFF)

What to bring for the TFF Training:

- You must bring a Government issued, photographic proof of identity on the day of the course and this should take the form of either a valid Passport or a driving licence. If you do not possess either of these forms of identification, we will accept a birth certificate coupled with a utility bill.
- Prior to commencing the course, you will be asked to provide a copy of an STCW Fire Prevention and Fire Fighting (FPFF) certificate or an STCW Fire Prevention and Fire Fighting Updating (FPFFU) certificate.
- Towel and toiletries
- Comfortable clothing to wear under their fire kit such as sweatshirt/long sleeved T-shirt
- Comfortable trousers (not jeans).
- Paper & Pen

What to bring for LNG Basic Training:

- You must bring a Government issued, photographic proof of identity on the day of the course and this should take the form of either a valid Passport or a driving licence. If you do not possess either of these forms of identification, we will accept a Discharge Book, which has been issued within the last 10 years.
- Those undertaking the course will need to provide a copy of an STCW Tanker Fire Fighting certificate.
- Work shoes and a Hi-Vis is required.

LNG Basic and TFF Course Content:

The STCW Tanker Firefighting course will qualify delegates to be able to carry out the necessary firefighting actions on board tankers. The Basic Training for Service on Ships using Fuels Covered within the IGF Code course aims to develop the knowledge and skills of delegates that have designated safety duties associated with the care, use, or emergency response.

[Return to Contents Page](#)

Caterpillar Motoren GmbH



Address: Caterpillar Motoren GmbH & Co. KG, Gate 6 & 6a, Falckensteiner Str. 2-4, 24159 Kiel, Germany

Tel: + 49 (0) 431 3995 2697

Website: <https://www.caterpillar.com>

MAK Diesel and Engine

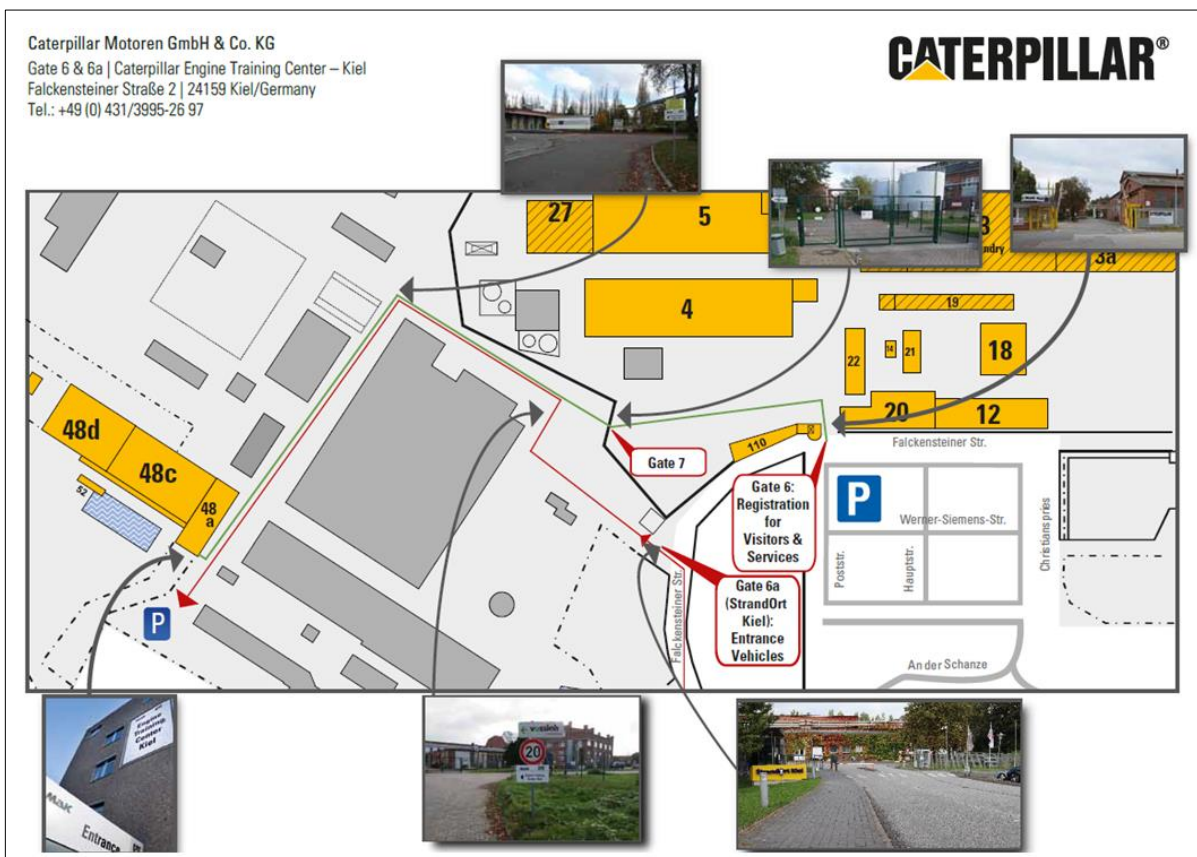
Course Registration:

This in-depth training experience aims to deliver knowledge about the engine, its components and maintenance procedures. There will also be practical training modules where you can work hands-on with the engine. Each course is tailored for what Carnival UK requires.

Travel Advice and Instructions:

Please refer to your joining instructions e-mail for your travel arrangements.

If making your own way, please check your route prior to travel to ensure you arrive in sufficient time.



[Return to Contents Page](#)

Technique Learning Solutions Ltd



Address: Technique Tower Business Park, High Street, Clay Cross, Chesterfield, Derbyshire, S45 9EA

Tel: +44 (0) 800 112 3310

E-mail: info@learntechnique.com

Website: <https://learntechnique.com/>

Programme Logic Controllers

General Information:

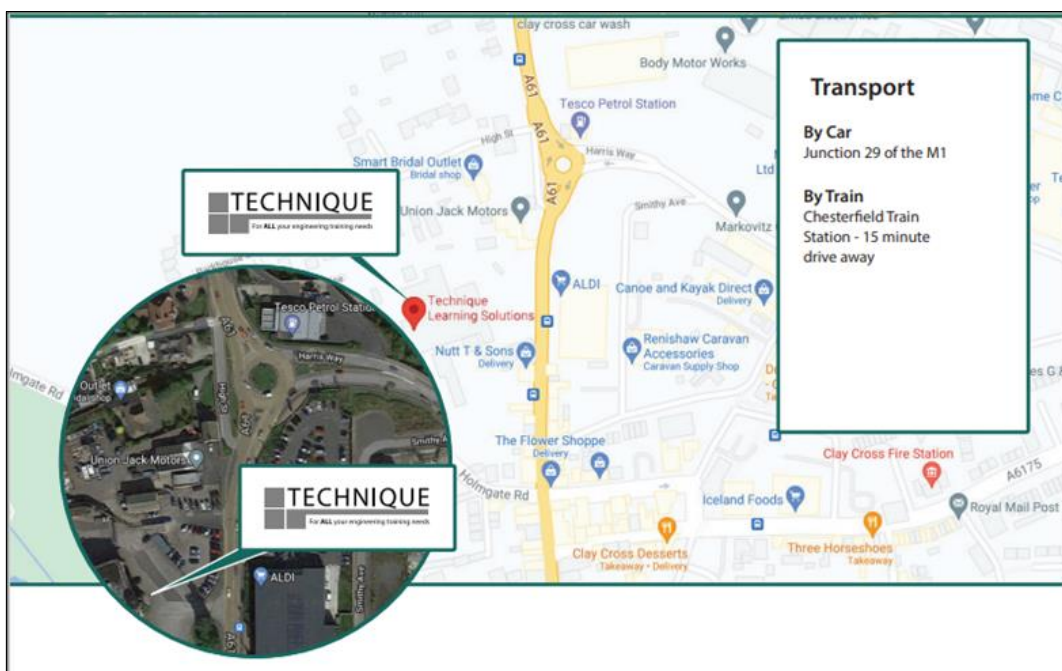
You will receive an e-mail from the training provider with specific information relating to your course.

Please bring photographic identification (such as a passport or driving license) on the first day of the training course as well as the Data Protection and Confidentiality document which you can find on the next page of this document.

There are refreshments such as tea, coffee, etc available throughout the day. They do not offer lunch, but there several shops & food outlets close to the training centre.

Travel Advice and Instructions:

Please check your route prior to travel to ensure you arrive in sufficient time.



[Return to Contents Page](#)

Data protection and Confidentiality

Please print this page off and provide the following information to bring with you on the first day of your course at registration, along with your photographic ID.

I _____ the candidate consent to my registration information being disclosed to City & Guilds, EAL or Logic, where applicable, for registration purposes on my chosen Qualification(s).

For any Qualifications which include 'F Gas, Refrigeration, or Brazing' it is understood that under current proposed UK government legislation City & Guilds, EAL or Logic may be obliged to, and can, disclose information to interested parties about my achievement, or otherwise, of this qualification.

Legal requirements

- *These qualifications have been designed to meet the EU and UK regulatory training requirements in relation to working with fluorinated gases and ozone-depleting substances (according to the Fluorinated Greenhouse Gases Regulations 2009, The Ozone-Depleting Substances (Qualifications) Regulations 2009, The Fluorinated Greenhouse Gases Regulations (Northern Ireland) 2009 and EC Reg 303/2008).*

There are additional ongoing requirements that relate to these regulations and each individual working with these substances must ensure they adhere to all of the regulatory requirements on an ongoing basis.

Please complete the following for your first day of attendance:

Date of birth: _____

National Insurance Number: _____

Vehicle Registration: _____

To be completed by Technique Learning Solutions –

Photo ID Number: _____

[Return to Contents Page](#)



Course Provider Information – Technical Courses

Wärtsilä Italia S.p.A. – Trieste, Italy



Address: Technique Tower Business Park, High Street, Clay Cross, Chesterfield, Derbyshire, S45 9EA

Tel: +44 (0) 800 112 3310

E-mail: info@learntechnique.com

Website: <https://learntechnique.com/>



W46 & ZA40

UNIC C2/2nd gen, WECS 2000/7000/7500, Woodward 723

Course Content:

These specialised training courses have been designed to cover a variety of requirements including the safety, reliability, and fuel consumption of the ships' engines.

Some example course schedules are as follows:

PROGRAMME					
ZA40S ENGINE PRACTICAL COURSE, TAILORED TRAINING CENTER, TRIESTE 					
	Monday	Tuesday	Wednesday	Thursday	Friday
9.00 – 13.00	<ul style="list-style-type: none"> ▪ Course opening Participant registration, visitor safety instructions, course program and objectives. ▪ Safety introduction Engine maintenance related safety precautions. ▪ Quarterly SFOC measurements User instructions and operation. ▪ Pre assessment 	<ul style="list-style-type: none"> ▪ Removing piston, connecting rod and cylinder liner Cylinder liner inspections, measurements and evaluations. 	<ul style="list-style-type: none"> ▪ Assembling the big and bearing, piston, connecting rod. 	<ul style="list-style-type: none"> ▪ Dismantling and assembling of the main and/or thrust bearing shells Measuring and evaluating the main bearings or/and thrust bearing shells 	<ul style="list-style-type: none"> ▪ Inspection and evaluation of the camshaft. Tools to cut the cams. ▪ Fuel injection equipment overhauling, adjustment and condition evaluation, timing on the engine
13.45 – 16.30	<ul style="list-style-type: none"> ▪ General safety introduction how to use the hydraulic tools. ▪ Removing the cylinder head 	<ul style="list-style-type: none"> ▪ Dismantling the big and bearing. Measuring and evaluating the bearings, and big end bearings ovalization. 	<ul style="list-style-type: none"> ▪ Assembling the cylinder head Measuring and evaluating the rocker arm bearings Cylinder head inspections, measurements and evaluations Adjusting valve clearance and yoke balance 	<ul style="list-style-type: none"> ▪ Dismantling and assembling the rotating piston Piston inspections, measurements and evaluations 	<ul style="list-style-type: none"> ▪ Maintenance of the control mechanism ▪ Post Assessment A test to measure learned topics. ▪ Course evaluation and end discussion
<small>© Wärtsilä 17.3.2021 Training Center Trieste</small> 					

[Return to Contents Page](#)

PROGRAMME

ENGINE CONTROL SYSTEMS (UNIC, WECS) COURSE TAILORED TRAINING CENTER, TURKU 2022

	Monday	Tuesday	Wednesday	Thursday
(9.00) 8.30 – 12.00	<ul style="list-style-type: none"> ▪ Course opening Participant registration, visitor safety instructions, course program and objectives. ▪ Pre assessment ▪ WECS7500 hardware 	<ul style="list-style-type: none"> ▪ 1st generation UNIC hardware , C2-C3 ▪ 1st generation UNIC functionalities, C2-C3 	<ul style="list-style-type: none"> ▪ 2nd generation UNIC hardware ▪ 2nd generation UNIC functionalities 	<ul style="list-style-type: none"> ▪ 2nd generation UNIC hands on ▪ Post Assessment A test to measure learned topics.
13.00 – 16.00	<ul style="list-style-type: none"> ▪ WECS7500 functionalities ▪ W46 common rail functionalities 	<ul style="list-style-type: none"> ▪ WECSplorer / WECSplorerUT software ▪ WECS and WECSplorerUT hands on 	<ul style="list-style-type: none"> ▪ Unitool software ▪ 2nd generation UNIC hands on 	<ul style="list-style-type: none"> ▪ Course evaluation and end discussion ▪ Course ending

[Return to Contents Page](#)

Wärtsilä Sustainable Technology Hub (STH)

Vaasa, Finland



Address: Frilundintie 7, 65170 Vaasa, Finland

Tel: + 358 40 717 6986

E-mail: training.turku@wartsila.com

Website: www.wartsila.com

W₄₆ CR Fuel; W₄₆CR Std; W₄₆F
UNIC C2 2nd Gen WECS 2000 7500

Course Content:

These specialised training courses have been designed to cover a variety of requirements including the safety, reliability, and fuel consumption of the ships' engines.

Some example course schedules are as follows:

PROGRAMME				
ENGINE CONTROL SYSTEMS (UNIC, WECS) COURSE TAILORED TRAINING CENTER, VAASA				
	Monday	Tuesday	Wednesday	Thursday
(9.00) 8.30 – 12.00	<ul style="list-style-type: none">▪ Course opening Participant registration, visitor safety instructions, course program and objectives.▪ Pre assessment▪ W46 common rail functionalities	<ul style="list-style-type: none">▪ WECS7500 functionalities▪ WECS2000 functionalities	<ul style="list-style-type: none">▪ UNIC C2/2nd generation hardware▪ UNIC C2 functionalities	<ul style="list-style-type: none">▪ UNIC hands on▪ Woodward control system
13.00 – 16.00	<ul style="list-style-type: none">▪ WECS7500 hardware▪ WECS2000 hardware	<ul style="list-style-type: none">▪ WECSplorer software▪ WECS and WECSplorer hands on	<ul style="list-style-type: none">▪ WECSplorerUT software	<ul style="list-style-type: none">▪ Post Assessment▪ Course evaluation and end discussion▪ Course ending 13.30

[Return to Contents Page](#)

PROGRAMME

W46CR ENGINE PRACTICAL COURSE FUEL SYSTEM, TAILORED TRAINING CENTER, VAASA



	Monday	Tuesday	Wednesday	Thursday	Friday
(9.00) 8.30 – 12.00	<ul style="list-style-type: none"> ▪ Course opening Participant registration, visitor safety instructions, course program and objectives. ▪ Pre assessment ▪ Safety introduction Engine maintenance related safety precautions. 	<ul style="list-style-type: none"> ▪ Removing piston and connecting rod Piston inspections, measurements and evaluations. Measuring and evaluating and the small end and big end bearings 	<ul style="list-style-type: none"> ▪ Dismantling and assembling of the main and thrust bearing shells Measuring and evaluating the main bearings 	<ul style="list-style-type: none"> ▪ Fuel injection equipment day, overhauling ▪ Actions during first startup ▪ Fuel injector trimming, Wecsplorer/ Unitool 	<ul style="list-style-type: none"> ▪ Maintenance of built-on systems Condition evaluation of: the charge air cooler, expansion bellows, the turning gear, oil mist detector. Readjusting the waste gate and by-pass valves. ▪ Post Assessment A test to measure learned topics.
13.00 – 16.00	<ul style="list-style-type: none"> ▪ Quarterly SFOC measurements User instructions and operation. ▪ Removing the cylinder head Cylinder head inspections, measurements and evaluations 	<ul style="list-style-type: none"> ▪ Dismantling and assembling the cylinder liner Cylinder liner inspections, measurements and evaluations. 	<ul style="list-style-type: none"> ▪ Assembling the piston and connecting rod ▪ Assembling the cylinder head Measuring and evaluating the rocker arm bearings Adjusting valve clearance and yoke balance 	<ul style="list-style-type: none"> ▪ Engine automation ▪ Troubleshooting, condition evaluation 	<ul style="list-style-type: none"> ▪ Course evaluation and end discussion ▪ Course ending 13.30

PROGRAMME

W46CR ENGINE PRACTICAL COURSE STANDARD, TAILORED TRAINING CENTER, VAASA



	Monday	Tuesday	Wednesday	Thursday	Friday
(9.00) 8.30 – 12.00	<ul style="list-style-type: none"> ▪ Course opening Participant registration, visitor safety instructions, course program and objectives. ▪ Pre assessment ▪ Safety introduction Engine maintenance related safety precautions. 	<ul style="list-style-type: none"> ▪ Removing piston and connecting rod Piston inspections, measurements and evaluations. Measuring and evaluating and the small end and big end bearings 	<ul style="list-style-type: none"> ▪ Dismantling and assembling of the main and thrust bearing shells Measuring and evaluating the main bearings 	<ul style="list-style-type: none"> ▪ Crank shaft alignment ▪ Fuel injection equipment overhauling, adjustment and condition evaluation 	<ul style="list-style-type: none"> ▪ Maintenance of built-on systems Condition evaluation of: the charge air cooler, expansion bellows, the turning gear, oil mist detector. Readjusting the waste gate and by-pass valves. ▪ Post Assessment A test to measure learned topics.
13.00 – 16.00	<ul style="list-style-type: none"> ▪ Quarterly SFOC measurements User instructions and operation. ▪ Removing the cylinder head Cylinder head inspections, measurements and evaluations 	<ul style="list-style-type: none"> ▪ Dismantling and assembling the cylinder liner Cylinder liner inspections, measurements and evaluations. 	<ul style="list-style-type: none"> ▪ Assembling the piston and connecting rod ▪ Assembling the cylinder head Measuring and evaluating the rocker arm bearings Adjusting valve clearance and yoke balance 	<ul style="list-style-type: none"> ▪ Inspection and evaluation of the cam piece. ▪ Maintenance of the control mechanism 	<ul style="list-style-type: none"> ▪ Course evaluation and end discussion ▪ Course ending 13.30

[Return to Contents Page](#)

Wärtsilä Automation - Valmarine Platinum – Drammen, Norway



Address: Wärtsilä Valmarine AS, Ingeniør Rybergs gate 99, 3027 Drammen, Norway

Website: www.wartsila.com

Course Content:

These specialised training courses have been designed to cover a variety of requirements including the safety, reliability, and fuel consumption of the ships' engines.

Some example course schedules are as follows:

PROGRAMME				
ENGINE CONTROL SYSTEMS (UNIC, WECS) COURSE TAILORED TRAINING CENTER, VAASA				
	Monday	Tuesday	Wednesday	Thursday
(9.00) 8.30 – 12.00	<ul style="list-style-type: none">▪ Course opening Participant registration, visitor safety instructions, course program and objectives.▪ Pre assessment▪ W46 common rail functionalities	<ul style="list-style-type: none">▪ WECS7500 functionalities▪ WECS2000 functionalities	<ul style="list-style-type: none">▪ UNIC C2/2nd generation hardware▪ UNIC C2 functionalities	<ul style="list-style-type: none">▪ UNIC hands on▪ Woodward control system
13.00 – 16.00	<ul style="list-style-type: none">▪ WECS7500 hardware▪ WECS2000 hardware	<ul style="list-style-type: none">▪ WECSplorer software▪ WECS and WECSplorer hands on	<ul style="list-style-type: none">▪ WECSplorerUT software	<ul style="list-style-type: none">▪ Post Assessment▪ Course evaluation and end discussion▪ Course ending 13.30

© Wärtsilä 17.3.2023 Training Center Vaasa

WÄRTSILÄ Training Services

[Return to Contents Page](#)

Technique Learning Solutions Ltd



Address: Technique Tower Business Park, High Street, Clay Cross, Chesterfield, Derbyshire, S45 9EA

Tel: +44 (0) 800 112 3310

E-mail: info@learntechnique.com

Website: <https://learntechnique.com/>

General Information:

You will receive an e-mail from the training provider with specific information relating to your course.

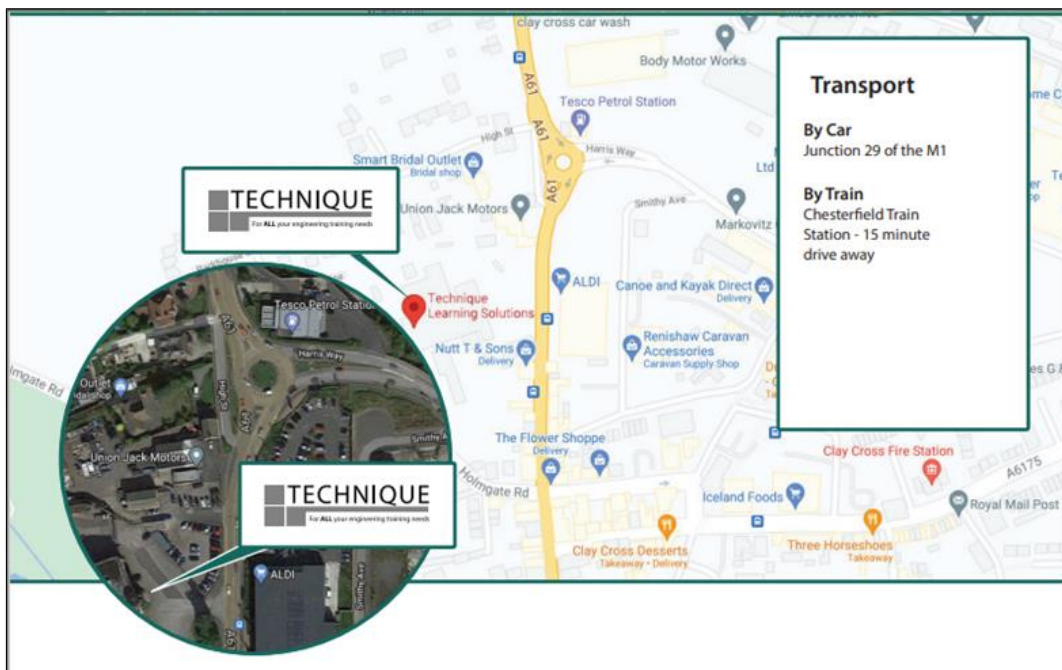
Please bring photographic identification (such as a passport or driving license) on the first day of the training course as well as the Data Protection and Confidentiality document which you can find on the next page of this document.

There are refreshments such as tea, coffee, etc available throughout the day. They do not offer lunch, but there several shops & food outlets close to the training centre.

Please read carefully the manual

Travel Advice and Instructions:

Please check your route prior to travel to ensure you arrive in sufficient time.



[Return to Contents Page](#)

Data protection and Confidentiality

Please print this page off and provide the following information to bring with you on the first day of your course at registration, along with your photographic ID.

I _____ the candidate consent to my registration information being disclosed to City & Guilds, EAL or Logic, where applicable, for registration purposes on my chosen Qualification(s).

For any Qualifications which include 'F Gas, Refrigeration, or Brazing' it is understood that under current proposed UK government legislation City & Guilds, EAL or Logic may be obliged to, and can, disclose information to interested parties about my achievement, or otherwise, of this qualification.

Legal requirements

- *These qualifications have been designed to meet the EU and UK regulatory training requirements in relation to working with fluorinated gases and ozone-depleting substances (according to the Fluorinated Greenhouse Gases Regulations 2009, The Ozone-Depleting Substances (Qualifications) Regulations 2009, The Fluorinated Greenhouse Gases Regulations (Northern Ireland) 2009 and EC Reg 303/2008).*

There are additional ongoing requirements that relate to these regulations and each individual working with these substances must ensure they adhere to all of the regulatory requirements on an ongoing basis.

Please complete the following for your first day of attendance:

Date of birth: _____

National Insurance Number: _____

Vehicle Registration: _____

To be completed by Technique Learning Solutions –

Photo ID Number: _____

[Return to Contents Page](#)

F-GAS Training

Course Content:

This qualification is to meet the legal requirements of EC Regulation 842/2006 (F-Gas Regulation.) Content will include some of the following: pressure tests and discharge to BSEN378, charge a blended refrigerant, evaluate system performance to ensure competence and handle refrigeration safely and dispose of it correctly. .

What to bring:


Stationery such as pencil, rubber/eraser and ruler

IMPORTANT: Please ensure you have familiarised yourself the F-GAS Regulations Manual attached separately with your Joining Instructions.

Course Overview:

F-Gas Regulations 5 days

DURATION: 5 days | **PRICE:** £675 + VAT
PRE-REQUISITE: None



**City
Guilds**
The Quality Standard

TECHNIQUE
For ALL your engineering training needs

BOOKINGS
learntechnique.com
01246 802222
enquiries@learntechnique.com

Aims

This qualification is to meet the legal requirements of EC Regulation 842/2006 (F-Gas Regulation.) The certification schemes are designed for operatives who require the following skills:

- Safe handling of refrigerant techniques
- Pipework and jointing skills
- Recovery of refrigerants (restricted to small systems only)
- Intrusive and non-intrusive leak and performance checking

Areas Covered

- Pressure tests and discharge to BSEN378
- Charge a blended refrigerant
- Evaluate system performance to ensure competence (using rule of thumb, temperature, refrigerant state and pressure)
- Leak test EC1516/2007
- Fabricate and fit brazed and mechanical joints
- Uphold F Gas records and logbooks
- Handle refrigeration safely and dispose of rightfully
- Pressure regulation compliance

[Return to Contents Page](#)



Course Provider Information – Guest Experience

Hampshire Academy- Carnival House



Address: Carnival House, 100 Harbour Parade, Southampton, SO15 1ST

Course Content:

This course is a blended approach and is comprised of two elements:

Day 1 – E-learning course, to be completed in your own time prior to travelling to Southampton for Day 2.

- The link and log in details will be emailed to you from groups@elearnhere.co.uk. The link will be sent approximately 2 weeks before the course date.
- Please check all folders, including junk and spam.
- If not received, please contact guestexperiencetraining@carnivalukgroup.com and we shall liaise with Hampshire Academy on your behalf. Please only email to say you haven't received the link if you have checked all folders. If by the Tuesday before the course you still have not received the link, please urgently contact the Guest Experience inbox to get this set up.
- You may take as long as you need to complete the E-learning module, please save your progress. It can take up to 6 hours to complete.
- Once completed, you will be issued a virtual certificate. Please send this to guestexperiencetraining@carnivalukgroup.com, before travelling down to the course. Once received by us we can issue a training day, which means you will be paid for the Day 1 element.
- Please keep a copy of your E-learning completion certificate, either printed or saved to your mobile device, to show the trainer on the Day 2 element of training. This is a mandatory requirement.
- You have 6 weeks to complete the Day 2 element after completing the Day 1 E-learning.

[Return to Contents Page](#)

Day 2 Face-to-Face training delivered by Hampshire Academy at Carnival House.

- This element is the practical component where you will put your E-learning knowledge into an applied session.
- The session will run approximately 09:00-16:30, with breaks and lunch included within the time frame.
- Upon arrival, please go to Reception to obtain your visitor pass as this is needed for access, in, out and around the building.
- Lunch is not provided, however please either bring your own or buy lunch up to value of £6.
- Once the session has been completed, Carnival UK will issue your certificates electronically via your email, on or around the Monday following the course. You will need to bring this certificate with you when joining ship.

Please note: If you suspect you have COVID-19, or any transmissible illness, you should not attend or travel to the course as there is a requirement to practice resuscitation on a dummy.

Please see Hampshire Academy's information overleaf regarding the course content.

[Return to Contents Page](#)

BLENDED PAEDIATRIC FIRST AID E-LEARNING MODEL

This Paediatric First Aid e-learning module allows learners to complete the full 12-hour Paediatric First Aid qualification (in line with EYFS Guidelines) as a blended course.

Description

This e-learning module has been designed to give learners the theoretical knowledge needed to accompany a practical face to face training day.

E-learning course content will teach learners how to:

- Be able to assess an emergency situation and prioritise what action to take. Bespoke elements of any course will be covered in the face-to-face training day.
- Help a baby or child who is unresponsive and breathing normally.
- Help a baby or child who is unresponsive and not breathing normally.
- Help a baby or child who is having a seizure.
- Help a baby or child who is choking.
- Help a baby or child who is bleeding.
- Help a baby or child who is suffering from shock caused by severe blood loss (hypovolemic shock)
- Help a baby or child who is suffering from anaphylactic shock.
- Help a baby or child who has had an electric shock.
- Help a baby or child who has burns or scalds.
- Help a baby or child who has a suspected fracture.
- Help a baby or child with head, neck, or back injuries.
- Help a baby or child who is suspected of being poisoned.
- Help a baby or child with a foreign body in eyes, ears, or nose.
- Help a baby or child with an eye injury.
- Help a baby or child with a bite or sting.
- Help a baby or child who is suffering from the effects of extreme heat or cold.
- Help a baby or child having: a diabetic emergency; an asthma attack; an allergic reaction; meningitis; and/or febrile convulsions.
- Understand the role and responsibilities of the paediatric first aider (including appropriate contents of a first aid box and the need for recording accidents and incidents). Bespoke elements of any course will be covered in the face-to-face training day.

Duration: Approximately 6 hours

Access: This online course can be completed on any PC or mobile device. Learners can study at their own pace and log in and out as often as they wish.

[Return to Contents Page](#)

Blended delivery features:

- Appeals to all learning styles with interactive quizzes, video, and audio features.
- Allows learners to work at their own pace, testing their knowledge as they progress through the course.
- Provides a very thorough resource for those with English as a Second Language to equip them with the vocabulary, language skills and confidence to pass a practical course.

Assessment*: Self checks after each section of the course and an end of course multiple-choice assessment must be completed.

Certification: On successful completion, learners can download a certificate as evidence that they have passed the course. This should be shown to the trainer on the face-to-face day of training as proof they have completed the first day. The trainer will not be able to pass a delegate who does not have proof of passing the first day of theory online.

Accreditation: This course has been approved by the CPD Accreditation Group and qualifies for 6 CPD points. It has been approved by the FAIB (First Aid Industry Body).

Face-Face Practical: Approximately 6.5 hours

On successful completion of the online e-learning theory part of the course, delegates will attend a one-day face to face practical with a trainer. This will be carried out no longer than six weeks after the completion of the theory part of the course. Trainers will check completion theory certificates, complete the practical elements of the course, cover any bespoke elements required by CUK and complete the final assessments before passing any delegate. Full PFA certificates will be issued electronically after the course to CUK who will forward them to delegates.

*For enhanced quality assurance, the e-learning module must be completed prior to the practical face to face training day to ensure that learners can ask their trainer any questions about what they have learned. The trainer will test learners' knowledge in the classroom before issuing the Full Paediatric First Aid certificate.

[Return to Contents Page](#)